
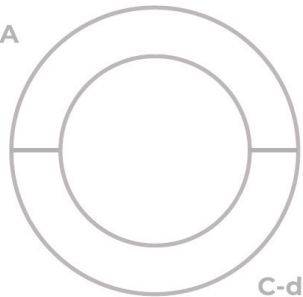


UVC Dosimeters MRSA / C-Diff Card Log

INSTRUCTIONS: Adhere exposed dosimeter to this page and write details for future reference.

UVC  **DOSIMETERS**

MRSA



C-diff

DATE: _____ TIME: _____

LOCATION: _____

UVC LED

Instructions and Reorders at UVCdosimeters.com


DATE: _____

LOCATION: _____

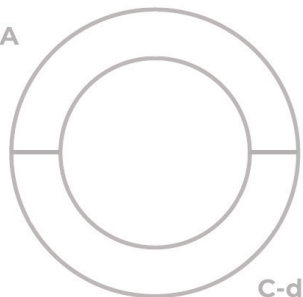
RUN-TIME: _____

RESULT: _____

NOTES: _____

UVC  **DOSIMETERS**

MRSA



C-diff

DATE: _____ TIME: _____

LOCATION: _____

UVC LED

Instructions and Reorders at UVCdosimeters.com

DATE: _____

LOCATION: _____

RUN-TIME: _____

RESULT: _____

NOTES: _____

Tips for Proper Usage

For best results, place UVC Dosimeters on a variety of surfaces and at different distances from the UV-C device to validate the dose delivered during a disinfection cycle. UVC Dosimeters can also be used to determine optimal device placement and run-times. When used on a regular basis, UVC Dosimeters can enhance the effectiveness of a UV-C disinfection program by providing visible evidence of successful UVGI and promoting adherence to proper protocols.

UVC Dosimeters are single-use only. Do not reuse. Store unexposed dosimeters in original packaging at room temperature and away from direct sunlight.