



# UVC Dosimeters TRI Check Log

INSTRUCTIONS: Adhere exposed dosimeter to this page and write details for future reference.



UVC DOSIMETERS



25 mJ/cm <sup>2</sup>	50 mJ/cm <sup>2</sup>	100 mJ/cm <sup>2</sup>
--------------------------	--------------------------	---------------------------

DATE \_\_\_\_\_ TIME \_\_\_\_\_

LOCATION \_\_\_\_\_

254  
NM

*See reverse for instructions.*

DATE: \_\_\_\_\_

LOCATION: \_\_\_\_\_

RUN-TIME: \_\_\_\_\_

RESULT: \_\_\_\_\_

NOTES: \_\_\_\_\_

\_\_\_\_\_


\_\_\_\_\_

\_\_\_\_\_


\_\_\_\_\_

\_\_\_\_\_

\_\_\_\_\_



UVC DOSIMETERS



25 mJ/cm <sup>2</sup>	50 mJ/cm <sup>2</sup>	100 mJ/cm <sup>2</sup>
--------------------------	--------------------------	---------------------------

DATE \_\_\_\_\_ TIME \_\_\_\_\_

LOCATION \_\_\_\_\_

254  
NM

*See reverse for instructions.*

DATE: \_\_\_\_\_

LOCATION: \_\_\_\_\_

RUN-TIME: \_\_\_\_\_

RESULT: \_\_\_\_\_

NOTES: \_\_\_\_\_

\_\_\_\_\_

\_\_\_\_\_

\_\_\_\_\_

\_\_\_\_\_

\_\_\_\_\_

\_\_\_\_\_

## Tips for Proper Usage

For best results, place UVC Dosimeters on a variety of surfaces and at different distances from the UV-C device to validate the dose delivered during a disinfection cycle. UVC Dosimeters can also be used to determine optimal device placement and run-times. When used on a regular basis, UVC Dosimeters can enhance the effectiveness of a UV-C disinfection program by providing visible evidence of successful UVGI and promoting adherence to proper protocols.

UVC Dosimeters are single-use only. Do not reuse. Store unexposed dosimeters in original packaging at room temperature and away from direct sunlight.